

CITY OF CORNER BROOK
ANNUAL EXPENDITURE REPORT
LOCAL GOVERNMENT GAS TAX FUNDING AGREEMENT
December 31, 2014

Brian N. Hillier

Chartered Professional Accountant

Telephone: (709) 634-6431

Facsimile: (709) 634-2769

email: bnhillier.ca@gmail.com

57 Humber Road
P. O. Box 783
Corner Brook, NL
A2H 6G7

AUDITOR'S REPORT

The Mayor and Councillors
City of Corner Brook
Corner Brook, NL

I have audited the annual expenditure report - Local Government Gas Tax Funding Agreement of the City of Corner Brook for the year ended December 31, 2014. This financial report is the responsibility of the City. My responsibility is to express an opinion on the financial report based on my audit.

I conducted my audit in accordance with Canadian generally accepted auditing standards. Those standards require that I plan and perform an audit to obtain reasonable assurance whether the financial statement is free of material misstatement. An audit also includes assessing the accounting principles used and significant estimates made by the City, as well as evaluating the overall financial statement presentation.

In my opinion, this financial report presents fairly, in all material respects, the operating results of the local government gas tax funding for the year ended December 31, 2014 in accordance with the funding agreement.


CORNER BROOK,
NEWFOUNDLAND LABRADOR

15 July 2015



CHARTERED PROFESSIONAL ACCOUNTANT

I, Charles Pender (Name), Mayor (Title),
of the City of Corner Brook certify that the information reported is a true and
accurate representation of the City's position with respect to its federal gas
tax revenues. I acknowledge and understand that any contravention of the terms
and conditions of the Local Government Gas Tax Funding Agreement may result in
funding being withheld.



Signature


Aug. 18/15


Date

CITY OF CORNER BROOK
ANNUAL EXPENDITURE REPORT
Year ended December 31, 2014

	<u>2014</u>	<u>Total to Date</u>
<u>BALANCE</u> , beginning of year	\$ 920,522	--
<u>REVENUE</u>		
Province of Newfoundland Labrador	840,615	6,206,789
Interest	<u>17,180</u>	<u>94,818</u>
	1,778,317	6,301,607
<u>EXPENDITURES</u>		
	<u>224,226</u>	<u>4,747,516</u>
<u>BALANCE</u> , end of year	<u>\$1,554,091</u>	<u>1,554,091</u>

ON BEHALF OF THE COUNCIL:





CITY OF CORNER BROOK
NOTE TO ANNUAL EXPENDITURE REPORT
Year ended December 31, 2014

- (a) These funds have been deposited in a separate bank account and used to finance expenditures related to qualifying infrastructure programs as identified in the Capital Investment Plan.

Appendix B: Eligible Recipient's Project Expenditure Report for the City of Corner
 Gas Tax Funds (GTF)
 Annual Expenditure Report
 Year End Reporting - December 31, 2014

Name of Municipality:

City of Corner Brook

A	B	C	D	E	F	G	H	I	J	K
Project Number	Amount Approved by the Gas Tax Committee	Project Title	Project Description	Investment/Project Category	Nature of Investment	Completion or Anticipated Completion Date	Expected outcomes	Current Status	Total Project Cost	GTF spent in 2014
60-2009-72	92,436.00	Watershed Management Plan	Corner Brook Water Supply	Water	Upgrade	June 1, 2009	Cleaner water	Completed	92,436.00	-
60-2007-71	57,621.00	Storm Drainage Improvements	East Valley Road and surrounding areas	Storm Sewer	Upgrade	September 30, 2009	Reduce risk of flooding in the East Valley Road north drainage system	Completed	57,621.00	-
60-2009-680	590,000.00	City Hall Retro fit	City Hall Park St	Capacity Building	New	March 1, 2010	Reduced Greenhouse Gases	Completed	703,651.50	-
60-2008-146	81,387.30	Paving	Humber Road (Intersection of Sunnyslope Drive / Carberry's)	Transportation	Upgrade	September 30, 2008	Reduced Greenhouse Gases	Completed	81,387.30	-
60-2008-147	333,314.86	Paving	Elizabeth St (Beothuk Cres to Mt. Bernard Ave / Regina High)	Transportation	Upgrade	September 30, 2008	Reduced Greenhouse Gases	Completed	333,314.86	-
60-2008-148	101,566.66	Paving	O'Connell Drive (Armouries to Country Road / Happy Valley Rd)	Transportation	Upgrade	September 30, 2008	Reduced Greenhouse Gases	Completed	101,566.66	-
60-2008-149	220,765.73	Paving	Country Road (Happy Valley Rd / Caribou Rd)	Transportation	Upgrade	September 30, 2008	Reduced Greenhouse Gases	Completed	220,765.73	-
60-2008-150	157,476.80	Paving	Poplar Rd	Transportation	Upgrade	September 30, 2008	Reduced Greenhouse Gases	Completed	157,476.80	-
60-2008-151	105,488.65	Paving	Country Road (Happy Valley Rd / Caribou Rd)	Transportation	Upgrade	September 30, 2008	Reduced Greenhouse Gases	Completed	106,586.12	-
60-2009-665	24,413.65	Paving	Poplar Rd	Transportation	Upgrade	September 30, 2009	Reduced Greenhouse Gases	Completed	24,413.65	-
60-2009-667	29,656.85	Paving	Country Road	Transportation	Upgrade	September 30, 2009	Reduced Greenhouse Gases	Completed	29,656.85	-
60-2009-668	83,273.09	Paving	Country Road	Transportation	Upgrade	September 30, 2009	Reduced Greenhouse Gases	Completed	83,273.09	-
60-2009-669	49,155.00	Paving	Elizabeth St	Transportation	Upgrade	September 30, 2009	Reduced Greenhouse Gases	Completed	49,155.00	-
60-2009-670	195,606.90	Paving	O'Connell Drive	Transportation	Upgrade	September 30, 2009	Reduced Greenhouse Gases	Completed	195,606.90	-
60-2009-671	29,820.70	Paving	Carter Ave	Transportation	Upgrade	September 30, 2009	Reduced Greenhouse Gases	Completed	29,820.70	-
60-2009-672	58,986.00	Paving	Philip Dr	Transportation	Upgrade	September 30, 2009	Reduced Greenhouse Gases	Completed	58,986.00	-
60-2009-673	9,175.60	Paving	Wheeler Rd	Transportation	Upgrade	September 30, 2009	Reduced Greenhouse Gases	Completed	9,175.60	-
60-2009-674	13,079.75	Paving	Atlantic Ave	Transportation	Upgrade	September 30, 2009	Reduced Greenhouse Gases	Completed	13,079.75	-
60-2009-675	41,598.69	Paving	Compton St	Transportation	Upgrade	September 30, 2009	Reduced Greenhouse Gases	Completed	41,598.69	-
60-2009-676	32,144.60	Paving	Georgetown Rd	Transportation	Upgrade	September 30, 2009	Reduced Greenhouse Gases	Completed	32,144.60	-
60-2009-677	18,351.20	Paving	Callahan's Rd	Transportation	Upgrade	September 30, 2009	Reduced Greenhouse Gases	Completed	18,351.20	-
60-2009-678	33,737.97	Paving	Petries St	Transportation	Upgrade	September 30, 2009	Reduced Greenhouse Gases	Completed	39,815.55	-
60-2011-1513	46,000.00	Paving	Brookfield Ave	Transportation	Upgrade	September 30, 2011	Reduced Greenhouse Gases	Completed	46,000.00	-
60-2011-1513	29,600.00	Paving	Caribou Rd	Transportation	Upgrade	September 30, 2011	Reduced Greenhouse Gases	Completed	29,600.00	-
60-2011-1513	29,400.00	Paving	Golden Glow Pl	Transportation	Upgrade	September 30, 2011	Reduced Greenhouse Gases	Completed	29,400.00	-
60-2011-1513	13,000.00	Paving	Herald Ave	Transportation	Upgrade	September 30, 2011	Reduced Greenhouse Gases	Completed	13,000.00	-
60-2011-1513	78,000.00	Paving	Maple Valley Rd	Transportation	Upgrade	September 30, 2011	Reduced Greenhouse Gases	Completed	78,300.00	-
60-2011-1513	69,000.00	Paving	Petries St	Transportation	Upgrade	September 30, 2011	Reduced Greenhouse Gases	Completed	69,000.00	-
60-2011-1513	57,400.00	Paving	St. Marks Ave	Transportation	Upgrade	September 30, 2011	Reduced Greenhouse Gases	Completed	57,400.00	-
60-2011-1513	49,600.00	Paving	University Dr	Transportation	Upgrade	September 30, 2011	Reduced Greenhouse Gases	Completed	49,600.00	-
60-2010-1206	42,000.00	District Energy Plan	Park Street	Community Energy	New	September 30, 2009	Reduced Greenhouse Gases	Completed	260,462.53	-
60-2009-679	34,000.00	ICSP	Corner Brook	Capacity Building	New	August 31, 2009	Completion of a Municipal plan in ICSP format and become the	Completed	147,746.95	-

Appendix B: Eligible Recipient's Project Expenditure Report for the City of Corner

Gas Tax Funds (GTF)
Annual Expenditure Report

Year End Reporting - December 31, 2014

City of Corner Brook

Name of Municipality:

A	B	C	D	E	F	G	H	I	J	K
Project Number	Amount Approved by the Gas Tax Committee	Project Title	Project Description	Investment/Project Category	Nature of Investment	Completion or Anticipated Completion Date	Expected outcomes	Current Status	Total Project Cost	GTF spent in 2014
60-2011-1513	109,000.00	Paving	Curling St	Transportation	Upgrade	September 30, 2012	Reduced Greenhouse Gases	Completed	109,000.00	
60-2011-1513	60,000.00	Paving	King's Rd	Transportation	Upgrade	September 30, 2012	Reduced Greenhouse Gases	Completed	60,000.00	
60-2011-1513	66,000.00	Paving	Confederation Dr	Transportation	Upgrade	September 30, 2012	Reduced Greenhouse Gases	Completed	66,000.00	
60-2011-1513	61,000.00	Paving	Bayview Heights	Transportation	Upgrade	September 30, 2012	Reduced Greenhouse Gases	Completed	61,000.00	
60-2011-1513	132,000.00	Paving	Brookfield Ave	Transportation	Upgrade	September 30, 2012	Reduced Greenhouse Gases	Completed	132,000.00	
60-2011-1513	89,000.00	Paving	Humber Rd	Transportation	Upgrade	September 30, 2012	Reduced Greenhouse Gases	Completed	89,000.00	
60-2011-1513	139,000.00	Paving	Country Rd	Transportation	Upgrade	September 30, 2012	Reduced Greenhouse Gases	Completed	139,000.00	
60-2011-1513	94,000.00	Paving	Premier Dr	Transportation	Upgrade	September 30, 2012	Reduced Greenhouse Gases	Completed	94,000.00	
60-2011-1513	231,000.00	Paving	O'Connell Dr	Transportation	Upgrade	September 30, 2012	Reduced Greenhouse Gases	Completed	231,000.00	
60-2011-1513	34,000.00	Paving	Bronson St	Transportation	Upgrade	September 30, 2012	Reduced Greenhouse Gases	Completed	34,000.00	
60-2011-1513	99,000.00	Paving	Griffin Dr	Transportation	Upgrade	September 30, 2012	Reduced Greenhouse Gases	Completed	99,000.00	
60-2011-1513	156,000.00	Paving	Wheeler's Rd	Transportation	Upgrade	September 30, 2012	Reduced Greenhouse Gases	Completed	156,000.00	
60-2011-1513	73,000.00	Paving	Highland Ave	Transportation	Upgrade	September 30, 2012	Reduced Greenhouse Gases	Completed	73,000.00	
60-2011-1513	40,753.00	Paving	Dingwells Ln	Transportation	Upgrade	September 30, 2012	Reduced Greenhouse Gases	Completed	41,000.00	
60-2011-1513	332,479.37	Street and Storm Sewer Remediation	Country Rd	Storm Sewer	Upgrade	December 31, 2013	Reduced Greenhouse Gases	Completed	332,479.37	
60-2011-1513	224,226.35	Paving	West Valley Road	Transportation	Upgrade	December 31, 2014	Reduced Greenhouse Gases	Completed	416,139.00	224,226.35
									\$ 5,393,011.40	\$
										224,226.35

	L	M
Total Gas Tax Fund Spent	Estimated Cost to Complete	
	109,000.00	-
	60,000.00	-
	66,000.00	-
	61,000.00	-
	132,000.00	-
	89,000.00	-
	139,000.00	-
	94,000.00	-
	231,000.00	-
	34,000.00	-
	99,000.00	-
	156,000.00	-
	73,000.00	-
	40,753.00	-
	332,479.37	-
	224,226.35	-
	\$ 4,747,515.72	\$

Table A: Other Sources of Funding to Date

This table is to be completed for each project that received funding from sources, other than Gas Tax and should only be completed if you have entered figures into column J of Appendix B - Summary of Eligible Recipients Project Expenditures Report for Municipalities/Inuit Community Governments.

Table A					
Other Sources of Funding Spent to December 2012					
Project Title	Municipal	Provincial	Federal	Other	Program
City Hall	113,651.50				MCW
Paving	1,097.47				MCW
Paving	6,377.58				MCW
ICSP	113,746.95				MCW
District Energy		228,462.53			
Paving	247				MCW